

MODERNIZING ASSET LIABILITY MANAGEMENT

Changing priorities in ALM technology, data and analytics

Celent Risk Team

May 2023

CONFIDENTIALITY

Our clients' industries are extremely competitive, and the maintenance of confidentiality with respect to our clients' plans and data is critical. CELENT rigorously applies internal confidentiality practices to protect the confidentiality of all client information.

Similarly, our industry is very competitive. We view our approaches and insights as proprietary and therefore look to our clients to protect our interests in our proposals, presentations, methodologies, and analytical techniques. Under no circumstances should this material be shared with any third party without the prior written consent of CELENT.

© CELENT

CONTENTS

Executive Summary

- 1** ALM Functional Capabilities
- 2** ALM Technology and Infrastructure
- 3** Modeling and Analytics
- 4** Integrated Balance Sheet Management
- 5** ALM Priorities for 2023 and Beyond
- 6** About the Survey

About SAS

EXECUTIVE SUMMARY

HEIGHTENED FOCUS ON ASSET LIABILITY MANAGEMENT

Recent stresses in the financial sector are causing risk professionals to want more from ALM analytics and technology

A volatile business environment, evolving regulatory requirements, more integrated approaches to risk management, and technology change all signal a need for best practices in asset liability management (ALM)

Celent and SAS went to the market to see what issues are key to banks and where they are in the journey—in each region of the globe. These are the results of a global survey of 266 Risk, Treasury, Finance, and IT professionals¹

With its mission of ensuring a firm's long-term stability and profitability, ALM is a crucial function in risk management. ALM was originally developed as a best practice to cope with the fluctuating interest rate environment after the global recession of the 1970s

Today, as rising interest rates are again roiling the industry and triggering dramatic bank failures, banks are aspiring to strengthen their ALM and liquidity risk programs

System modernization

80%

see digital transformation leveraging advanced technology as crucial to their ALM journey

Model granularity

48%

see high-performance analytics with high portfolio and market granularity as key to their organization—making this the top priority for modeling

Speed of analytics

65%

expect intraday analysis and stress testing to become the norm within three years

Source: Celent/SAS Asset Liability Management Survey, 2023. N = 266

1. See details on banks and professionals surveyed in "About the Survey" on page 29

BANK PRIORITIES FOR THE ALM JOURNEY

Industry leaders aim to integrate risk processes, strengthen scenario-based analytics, and modernize their ALM technology

Integrated balance sheet management

Banks are making progress toward integrated balance sheet risk management as well as increasing risk's collaboration with Treasury, Finance, and business units. Banks also indicate they are making progress toward integrating credit risk and ALM

However, it is taking a lot of effort to get there, with 70% of banks relying on manual processes to facilitate data sharing between ALM and other risk or business functions

45% see implementing next-generation systems as the top priority for their ALM and liquidity risk management solutions in 2023

Forward-looking risk management

ALM is becoming a more scenario-based process with closer connections to stress testing networks across the organization

Banks are looking to strengthen forward-looking risk management capabilities in areas like funding, capital planning, and expected credit loss. Reverse stress testing is also a high priority for banks

In the current high-risk climate, we expect forward-looking risk management to become a priority for more banks globally

59% plan to focus on forward-looking risk management capabilities over the next two years

Digital transformation in ALM

Banks are feeling the need to take advantage of technology evolution to support best practices in ALM

Many firms are already using digital technologies in their ALM functions. Most other banks have the ambition to implement next generation technologies like cloud-first, API-driven systems and machine learning over the next two years


Topping the list of desired technology improvements is real-time data to enable intraday analysis

75% think the industry will achieve integrated balance sheet risk management within three years

1

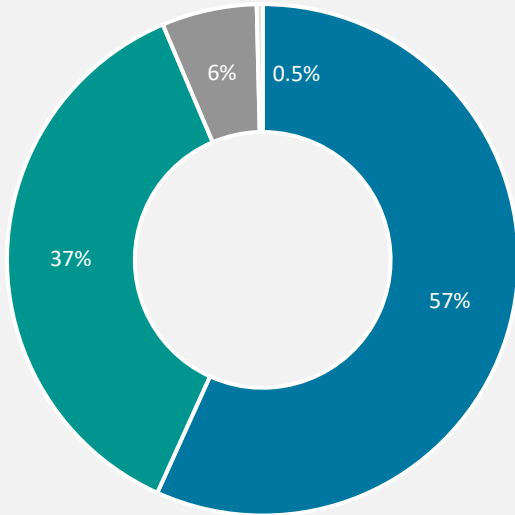
ALM FUNCTIONAL CAPABILITIES

- Satisfaction with current ALM systems
- Strengths and weaknesses of current ALM programs/functions
- Best practices in ALM operations
- Progress in achieving best practices



OVERALL SATISFACTION WITH CURRENT ALM SYSTEMS IS HIGH

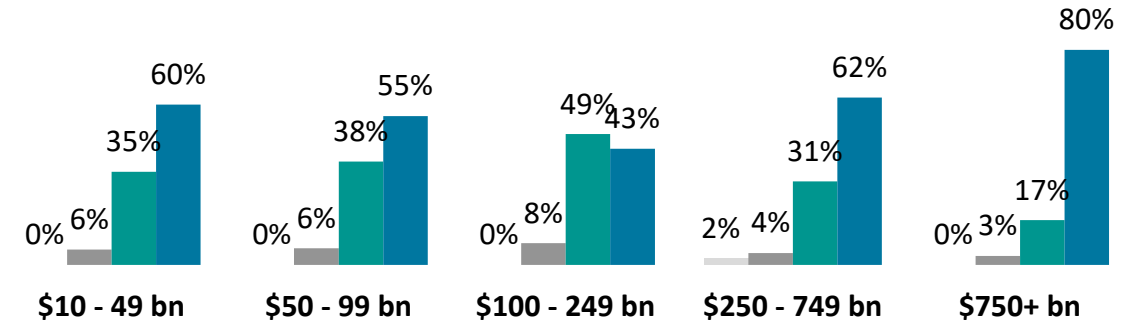
Satisfaction with Current ALM Systems



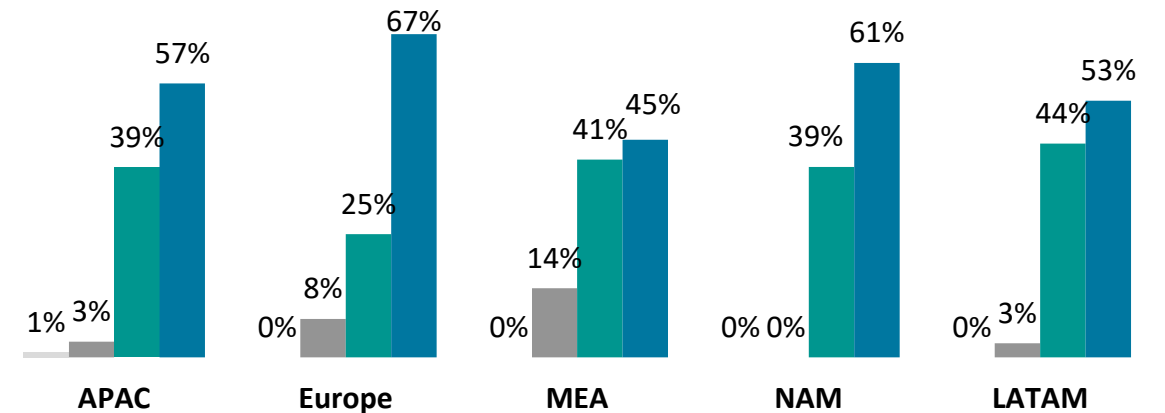
- Very useful with timely actionable information
- Satisfactory but lacking flexibility and extensibility
- Only meeting minimal regulatory and management requirements
- Unsatisfactory

While 57% of firms express high satisfaction with their systems, 43% say they do the job but have limitations. As this study will make clear, **many firms are seeking enhancements to meet evolving business, risk management, and regulatory needs**

Satisfaction is highest among top-tier institutions. 80% of firms with assets of \$750 billion or more said their ALM systems were very useful. Satisfaction is lowest at Tier 3 banks (\$100-249 billion in assets), with only 43% giving high marks to their systems



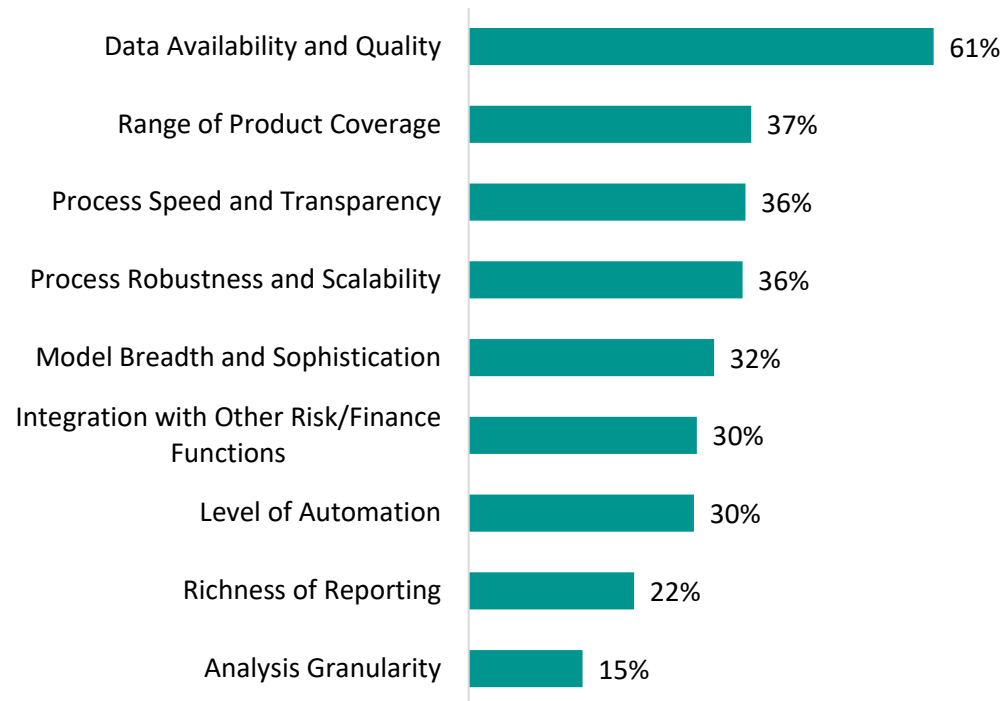
European institutions express the most satisfaction with their ALM systems, followed by North American firms



YET FIRMS PERCEIVE MORE WEAKNESS THAN STRENGTH IN THEIR ALM PROGRAMS

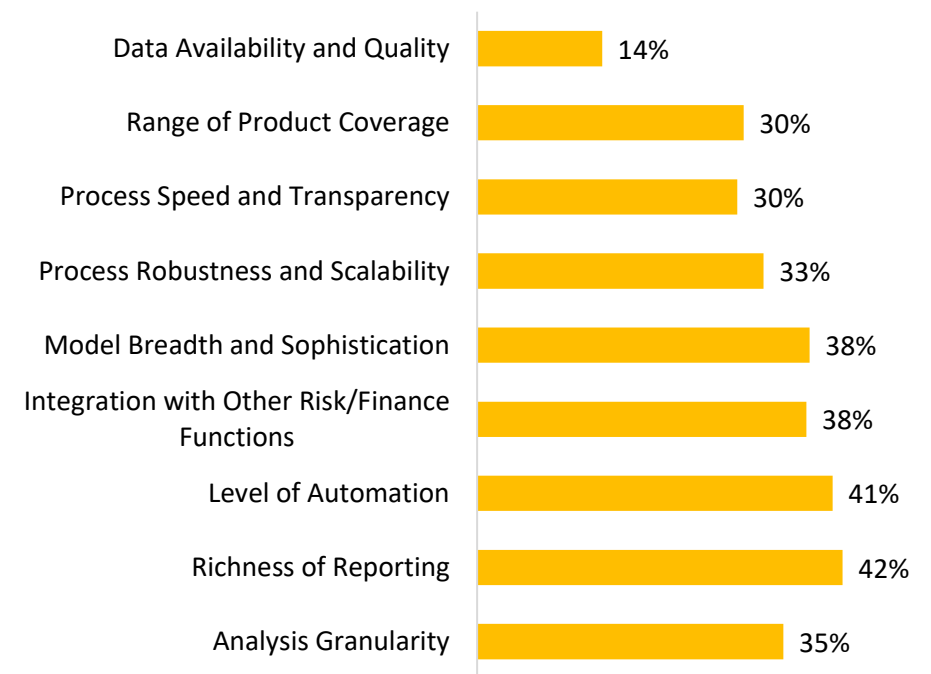
Strengths

Firms are confident first and foremost about their capabilities around data availability and quality. A much smaller percentage of firms have confidence in their ability to support granular analysis and reporting, automation, or integration with other stakeholders



Weaknesses

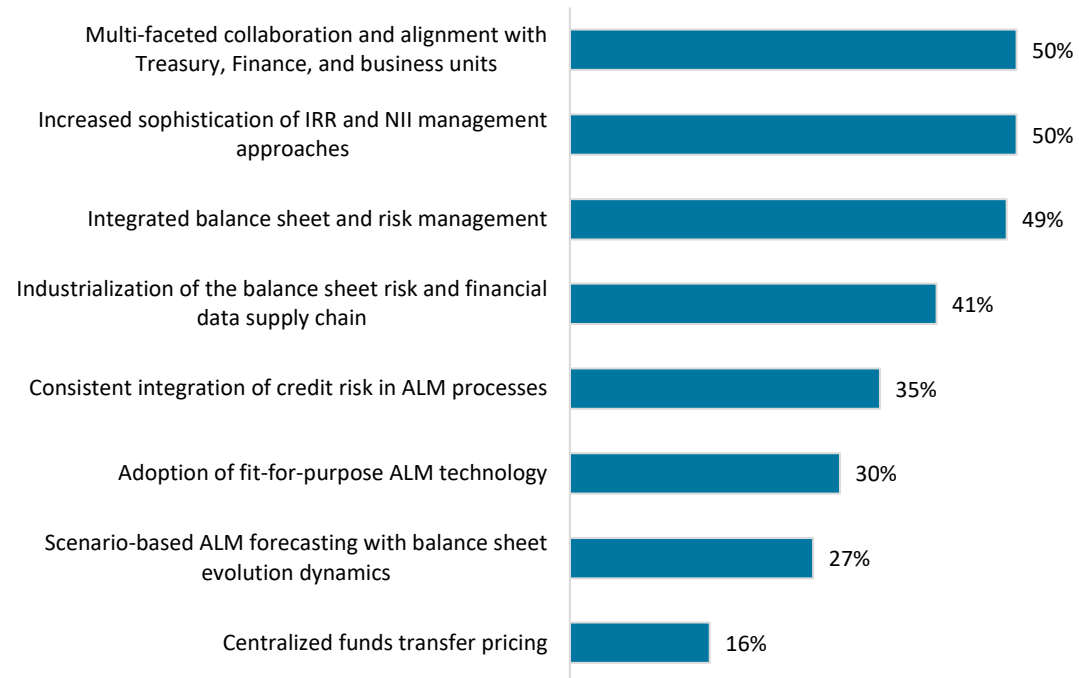
Firms perceive a range of weaknesses in their ALM programs, Reporting and automation capabilities, model breadth and the ability to integrate with other risk and finance functions are the most frequently cited areas



IMPLEMENTATION OF BEST PRACTICES IS A WORK IN PROGRESS

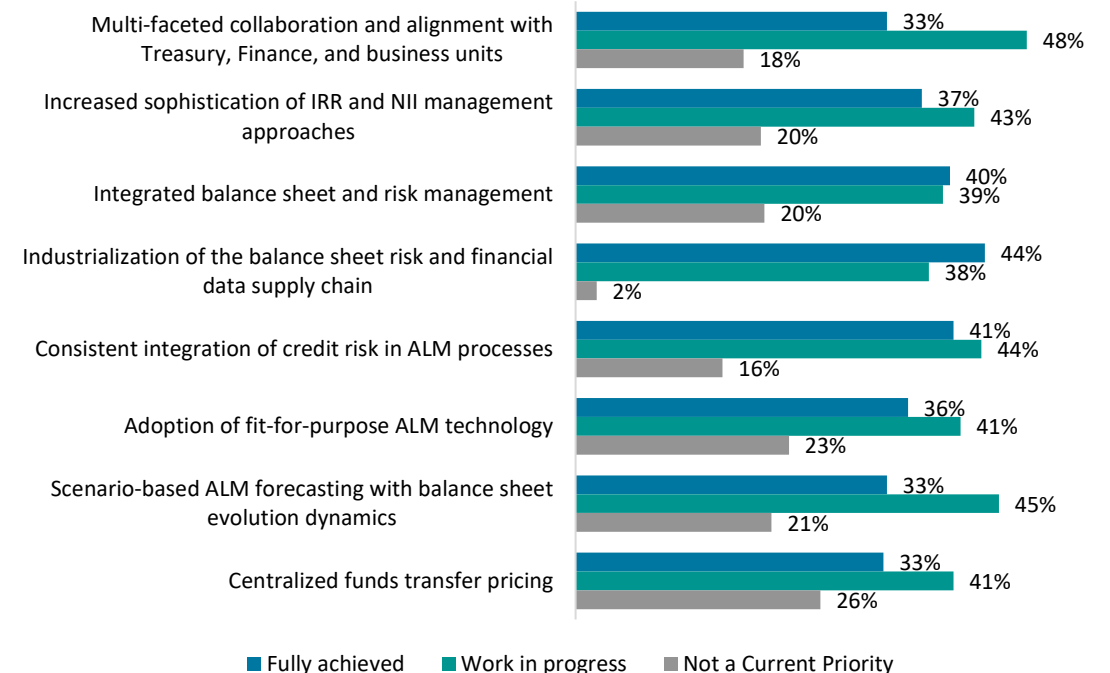
Best Practices in ALM Operations

ALM alignment with other functions; interest rate risk (IRR) and net interest income (NII) sophistication; and integration and industrialization of the balance sheet top the list of best practices. Funds transfer pricing is a focus for Sweden and Canada, but less of a priority elsewhere



Progress Toward Implementing Best Practices

Firms have made the most progress in industrializing the balance sheet, especially in Europe and Latin America, and integrating the balance sheet and risk management—led by North America. Other best practice areas are a work in progress for a majority of firms



2

ALM TECHNOLOGY & INFRASTRUCTURE

- Current state of ALM technology
- Adoption of technologies and capabilities to support ALM processes



TECHNOLOGY ARCHITECTURE TRENDS IN ASSET LIABILITY MANAGEMENT

Banks are moving to high-performance, modular systems to support ALM functions

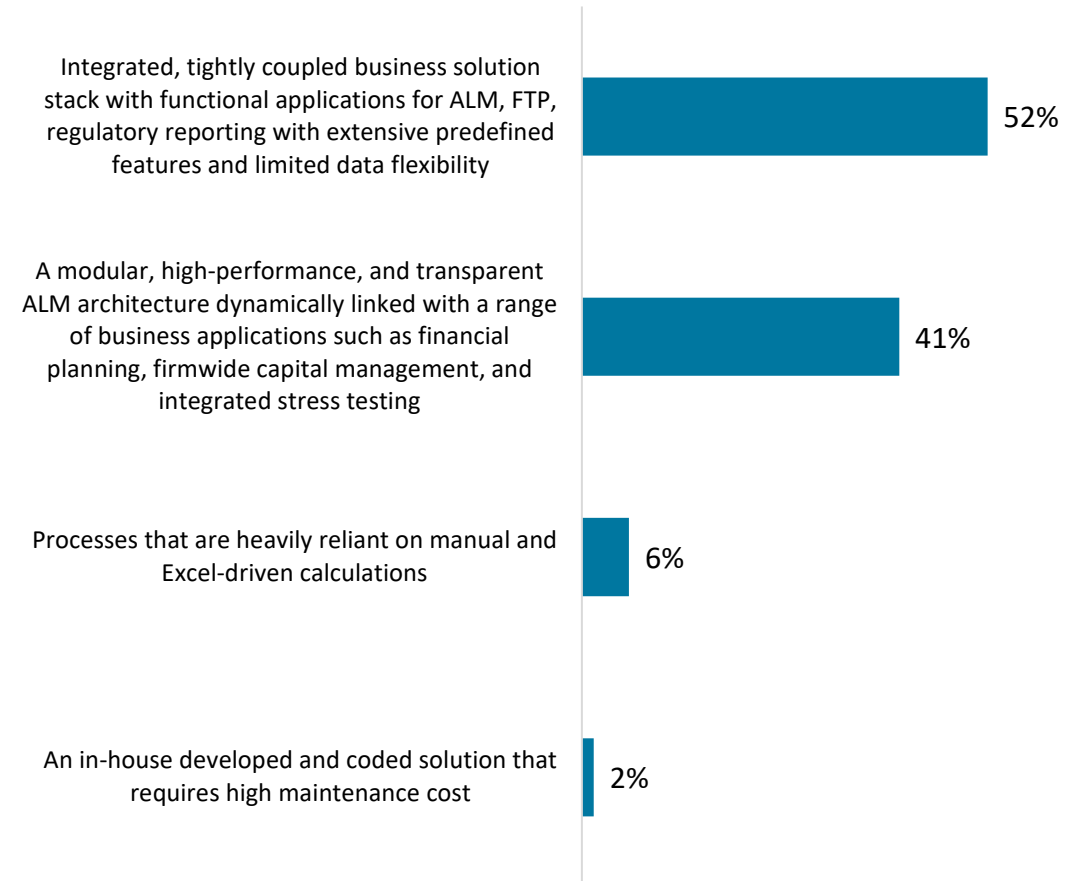
A majority of firms globally (52%) indicate that they use functional but inflexible solutions to cover ALM and related functions. This reliance on incumbent technology means that developing new features to support evolving risk, finance and regulatory needs is slow and cumbersome for many firms. This is likely to be a driver for eventual system replacement for firms relying on incumbent systems

41% of firms have deployed more flexible and dynamic solutions that are more capable of supporting integrated balance sheet risk management. Users of these systems can extend functionalities by adding solutions, which can still be a significant exercise. Regulatory change and evolving risk management practices make it likely that some firms using such systems will at some point opt to replace or significantly augment these systems

A small number of firms across all tier sizes indicated lack of dedicated systems and a heavy reliance on manual processes. A handful of Tier 2* firms and some smaller firms indicate they are using dated, proprietary systems, mostly in Middle East/Africa

*\$250-749 billion in assets

What best describes your ALM technology?



ADOPTION TIMELINES FOR ALM TECHNOLOGIES AND CAPABILITIES

Banks see digital technologies as critical to their ALM journey

Technology evolution is transforming risk functions. At least one-quarter of firms report being in production with a range of next-generation tools. A substantial number of firms have achieved intraday analytic capabilities, have at least some degree of process automation and orchestration, and are deploying cloud-based ALM technology

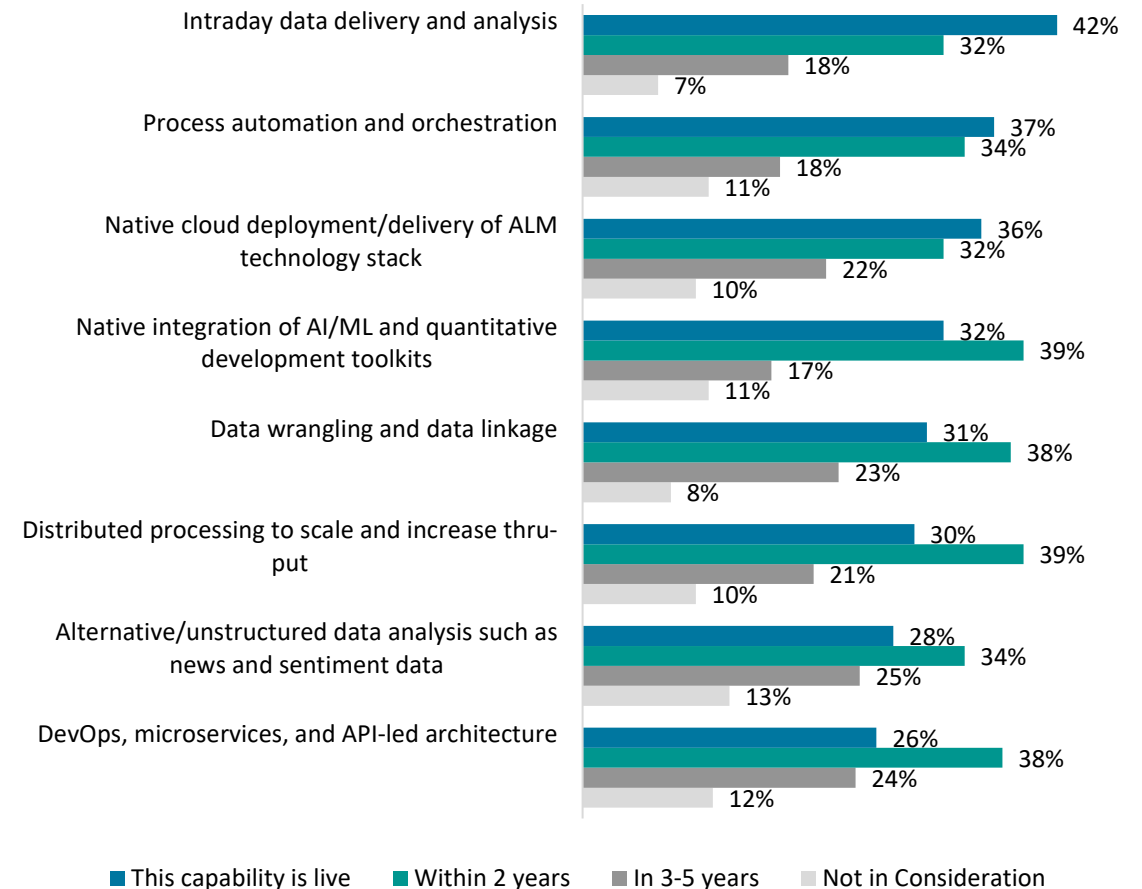
A smaller but still meaningful cohort of firms are live with ALM technology incorporating AI model life cycle tools, advanced data management techniques and alternative data to support the delivery of enhanced insights

An average of 32% to 35% (across all technologies) of firms in Asia Pacific, Europe, Middle East/Africa and Latin America and nearly 40% of firms in North America report these capabilities are live. 57% of firms in North America say they are using ALM tools with native AI modeling capabilities

This trend is visible among all tier sizes, suggesting that small firms access these advanced capabilities through vended solutions

The technology landscape is poised to evolve quickly, as an additional 30 - 39% of firms expect to have these next-generation technologies in place within two years

Next-Generation Technology Timelines in ALM



3

MODELING AND ANALYTICS

- Modeling capability priorities
- Must-have functionalities for ALM analytics
- Preparing for the IBOR transition



MODELING FEATURES: FOCUS ON ESSENTIAL ALM

High-performance, granular analytics stand out as the highest priority in modeling capabilities

High-performance, granular analytics are cited as the most important modeling capability for ALM functions

Firms also emphasize the ability to consume models through APIs to support maintenance, deployment, and sharing of models

Variations by Region

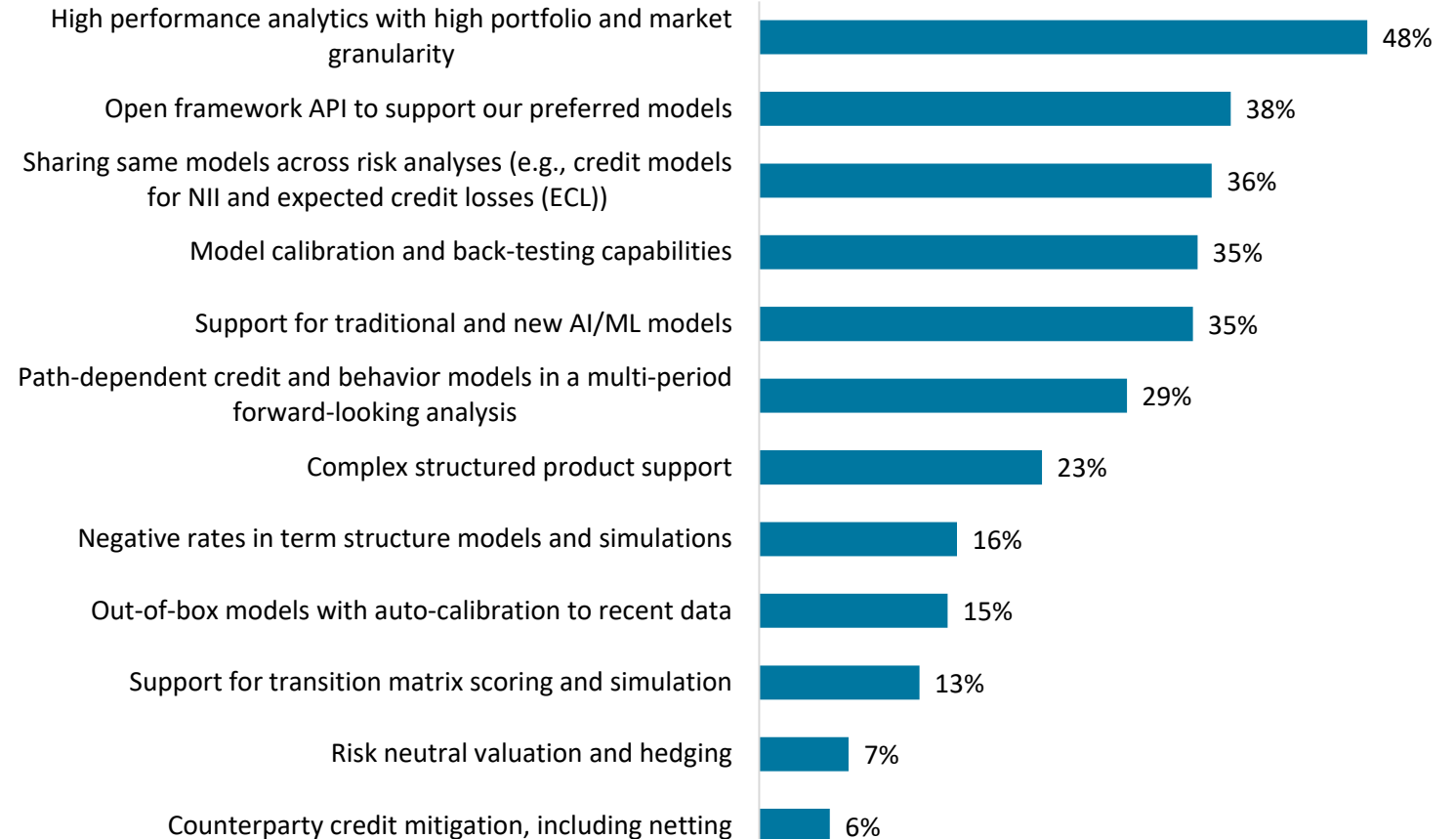
Support for machine learning models is the second highest priority in **North America**, reflecting the emphasis on advanced analytics in this region

Forward-looking credit models are a top-three priority in **Middle East/Africa**

Model calibration and back-testing is a priority in **Asia Pacific** and is a particular focus in India and Malaysia

Forward-looking credit models are a top-two priority in **Japan and the UAE**, suggesting an emphasis on accurate default risk modeling in these regions

Most important modeling capabilities



ANALYTIC FEATURES: MANAGING RISK AND SUPPORTING THE BUSINESS

Back-testing, balance sheet optimization, and historical data are the highest priority items in analytics

Asked to prioritize the most important analytic capabilities for ALM functions, firms cited analytic features across the board. **This highlights the need for a broad range of analytic techniques to support ALM activities**

Firms place the highest priority on essential ALM forecasting and balance sheet optimization features

Access to point-in-time analysis to support audit and regulatory requirements is also a high priority—particularly in North America and the MEA region, as well as Brazil

Analytics to support the business, such as valuation and financial accounting as well as rollover/new business assumptions, are also top five priorities

More firms see reverse stress testing as high priority than forward-looking stress testing and it is a top-three focus in Europe. Firms in Hong Kong and Germany cite it as the highest priority area. **In the current high-risk climate, we expect that reverse stress testing and non-maturity liability modeling will become higher priorities for firms**

Must-have functionalities for ALM analytics

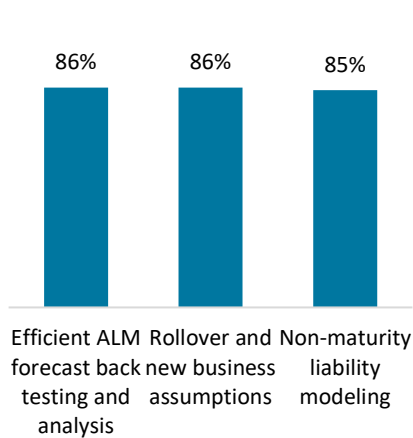


Note: % of respondents citing features as high priority

ANALYTIC FEATURES: REGIONAL PRIORITIES

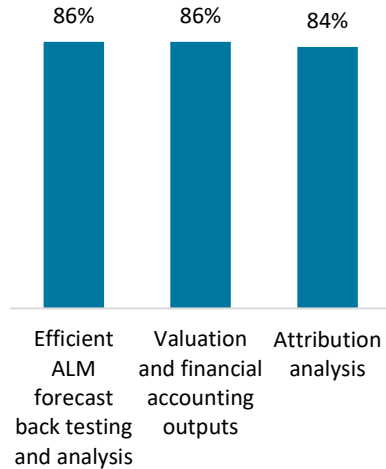
Back testing and balance sheet optimization are global priorities, while non-maturity deposit modeling is the top priority in North America

ASIA PACIFIC



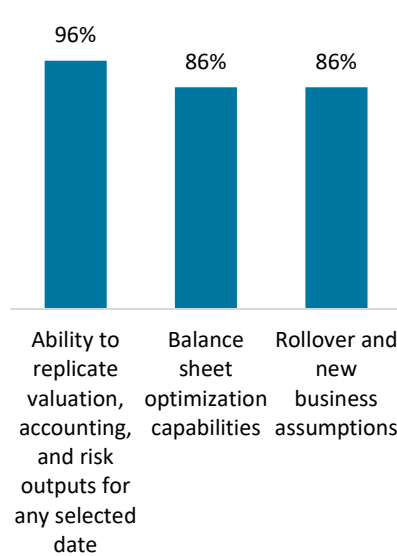
Back testing, support for the business, and liability modeling for non-maturity deposits are the top 3 priorities in Asia Pacific

EUROPE



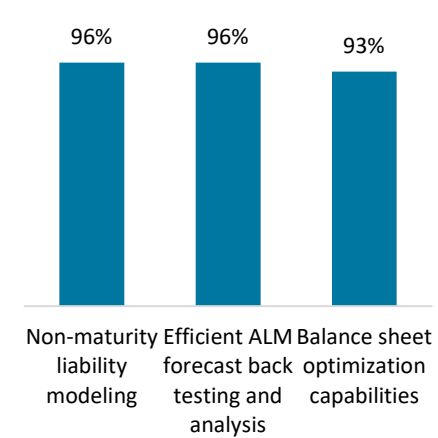
Back testing and support for financial accounting are priorities in Europe

MIDDLE EAST/AFRICA



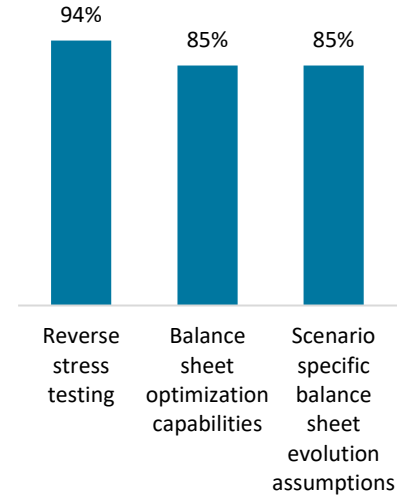
Concern with supporting audit and regulatory make historical analytic features the top priority in MEA

NORTH AMERICA



Non-maturity liability modeling is the top priority in Canada and a top-3 priority area in the US

LATIN AMERICA



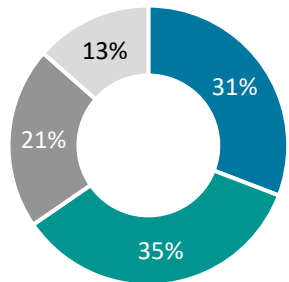
Stress testing and balance sheet features are a priority in Latin America

Note: % of respondents citing features as high or medium priority

PREPARING FOR THE IBOR* TRANSITION

North America and Asia Pacific are making the most headway, while 26% of banks overall say they have not begun their IBOR Journey

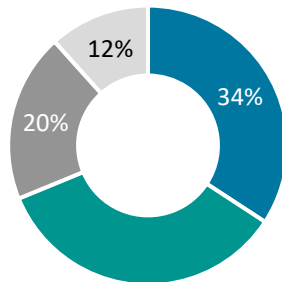
Cashflowing in ALM covers the full list of ARRC conventions for new SOFR † products**



- This capability is live
- In development
- Yet to start
- Not in our plans

Asia Pacific and North America lead in this capability

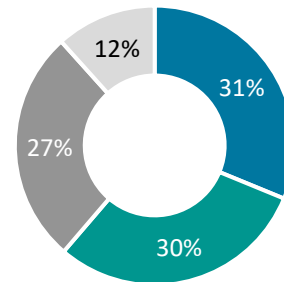
ALM systems incorporate fallback events (and rates) in cashflow generation and NII forecasting



- This capability is live
- In development
- Yet to start
- Not in our plans

A majority of firms in North America are developing fallback capability

We have an internal model for SOFR forward curve

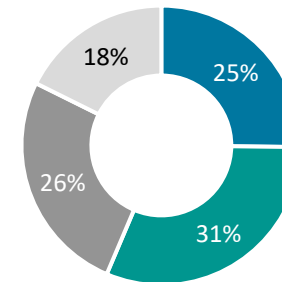


- This capability is live
- In development
- Yet to start
- Not in our plans

Use of internal SOFR curves is more prevalent among Tier 1 and 2 firms*

*\$250 billion or more in assets.

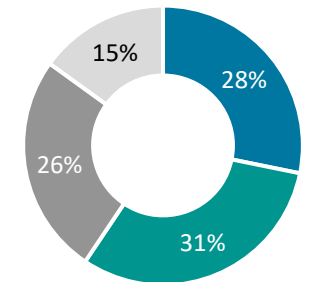
We use a third party SOFR forward curve



- This capability is live
- In development
- Yet to start
- Not in our plans

Use of third-party SOFR curves is more prevalent in Asia Pacific

We are prepared and in production now



- This capability is live
- In development
- Yet to start
- Not in our plans

More firms in North America say they are ready for IBOR, followed by Asia Pacific

*Interbank Offered Rate **Alternative Reference Rates Committee †Secured Overnight Financing Rate

4

INTEGRATED BALANCE SHEET MANAGEMENT

- Integration of ALM, Liquidity Risk, IRRBB, FTP
- Credit risk integration with ALM
- Integration of the ALM function with other processes



CLEAR PROGRESS TOWARD AN INTEGRATED APPROACH TO BALANCE SHEET RISK

But most firms are relying on process-heavy approaches to modeling and disparate systems to put it all together

Process-heavy approach

Banks indicate a clear trend to an integrated approach to the balance sheet

- 80% say they are working on or have achieved integrated balance sheet management
- 82% say they are integrating balance sheet risk with financial data

However, it is taking a lot of effort to get there. Only 29% of firms have fully automated processes for sharing data across functions

71% use manual or partially automated processes for data sharing and reconciliation across functions

Reliance on static credit risk factors

Credit risk is in scope for ALM, with 96% of firms saying they are dovetailing credit risk into ALM. However, 63% are managing credit risk based on static demographic parameters or risk factors, which is likely to lead to less accurate ALM

Relatively few firms (33%) are using models across credit risk and ALM. These leaders are using a more forward-looking approach that factors in default risk over the credit risk lifecycle—as called for by IFRS 9 and CECL—and carrying this over into ALM for more accurate risk management

67% are not using integrated models to support ALM alignment with credit risk

System silos

For many firms, integrating balance sheet risk involves manual and semi-automated processes across siloed systems for ALM, liquidity risk, and other functions

This means a lot of work is being done to link up and integrate the various risk streams to support an integrated approach to the balance sheet

Large banks are closing these gaps by integrating processes, sharing models, and orchestrating data across systems. Smaller banks have the option to use multipurpose systems to consolidate these risk functions

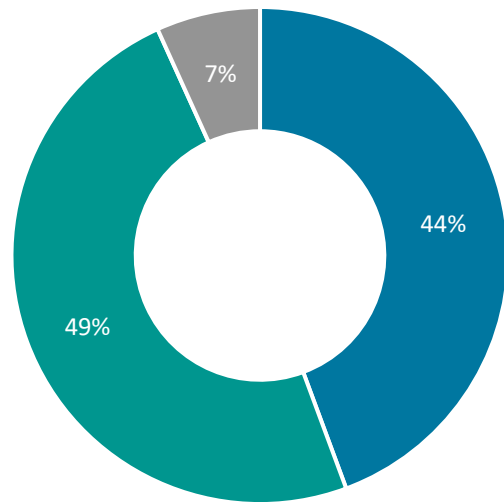
56% run ALM, liquidity risk, IRBB*, and FTP** on separate systems

*Interest Rate Risk in the Banking Book **Funds Transfer Pricing

CLEAR TREND TOWARD INTEGRATING ALM WITH ADJACENT RISK FUNCTIONS

A majority of firms maintain separate systems for **ALM, Liquidity Risk, IRRBB, and FTP**

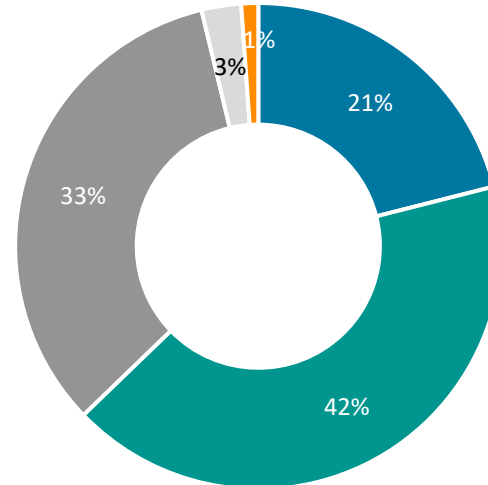
Nearly **half of the firms plan to consolidate systems**



- One system or integrated separate functional systems
- Two or more separate systems, but plan to consolidate

96% of firms say **credit risk** is in scope for their ALM process

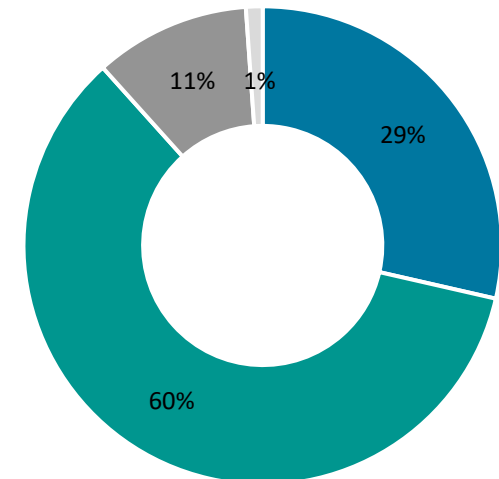
Most are **not using integrated models**



- Yes, credit risk based on static risk parameters only
- Yes, credit risk based on dynamic risk factors
- Yes, credit risk models incorporated across ALM and credit risk
- No, but already in consideration
- Not considered

Most firms say they have achieved a degree of **automation in data sharing/reconciliation between ALM and other processes**

However, **only 30% are fully automated**



- Fully automated
- Mostly automated, but all follows a standard process
- There are set processes, but are largely manual and fragmented
- The processes are ad-hoc (as needed)

ALM IS WELL INTEGRATED WITH BUSINESS STRATEGY FUNCTIONS

Levels of ALM integration with regulatory risk management are somewhat lower

The importance of ALM for guiding the business is reflected in the level of integration of ALM functions with business and product strategy and financial planning

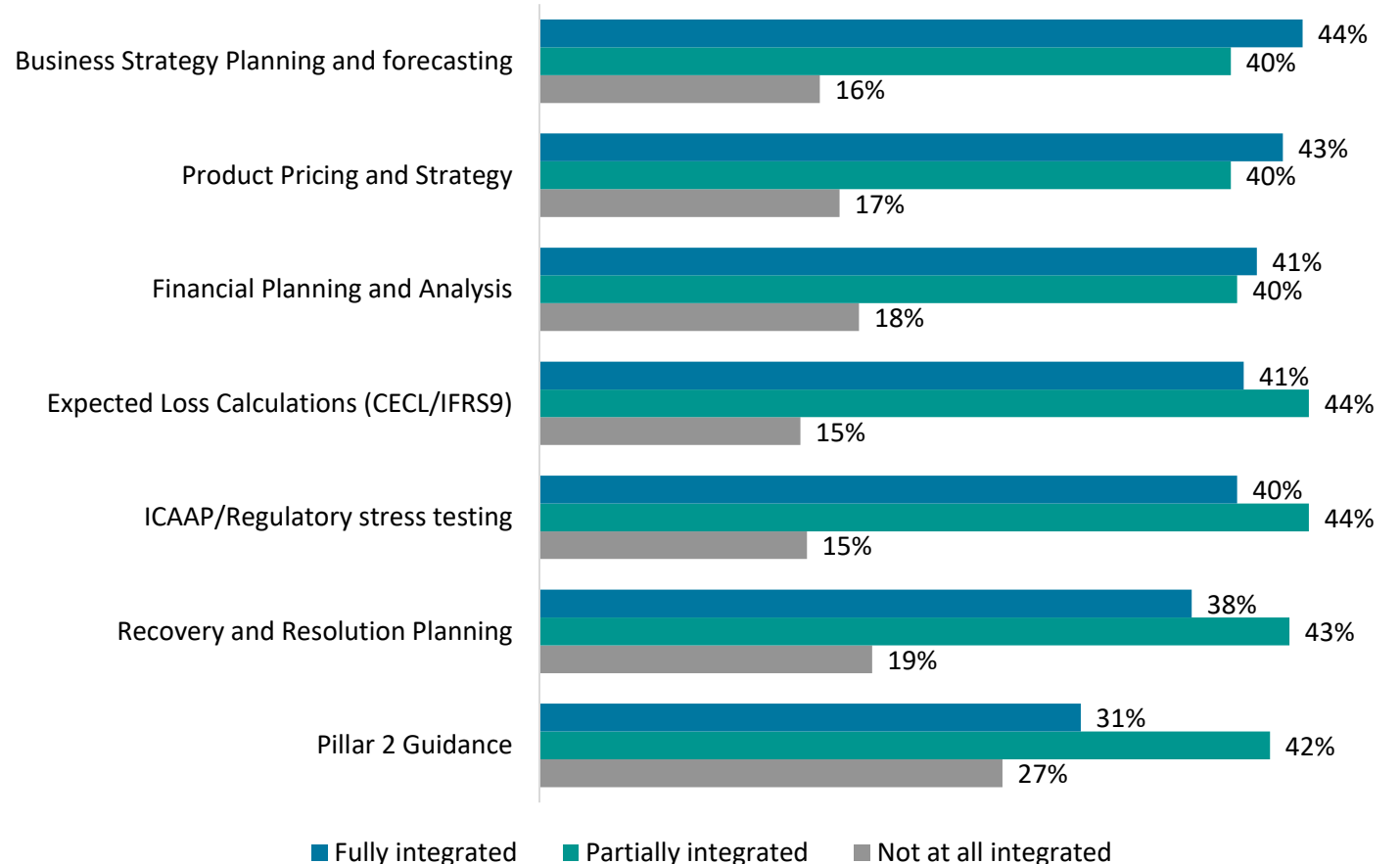
This is especially true in North America, where 71% of firms say they have fully integrated ALM with product and pricing strategy, and 54% assert full integration with business strategy and financial planning

Fewer firms have fully integrated ALM with regulator-mandated risk management functions such as CECL/IFRS9, stress testing, and Basel Pillar 2 capital requirements

North America exhibits the highest levels of integration, with an average of 46% of firms citing full integration of ALM with these business and risk functions, followed by Europe at 42%

The lowest levels of ALM integration with other functions are found in Middle East/Africa and Latin America where an average 23% and 21% of firms respectively say they have not integrated ALM at all with these other functions


Integration of the ALM function with Business and Risk processes



5

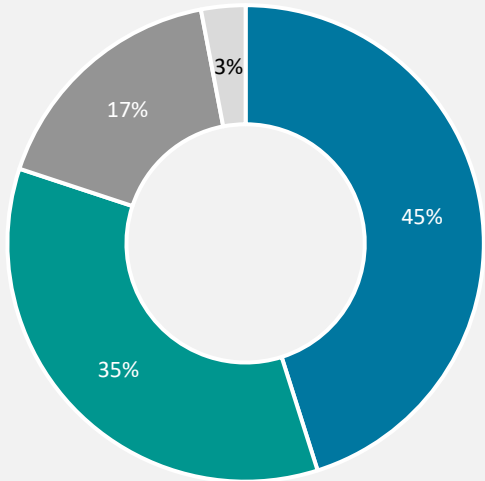
ALM PRIORITIES FOR 2023 AND BEYOND

- Priorities for ALM and liquidity risk management solutions
- Planned enhancements for ALM processes
- What the next three years will bring to ALM processes



IMPLEMENTING NEXT-GENERATION SYSTEMS IS A TOP PRIORITY FOR ALM IN 2023

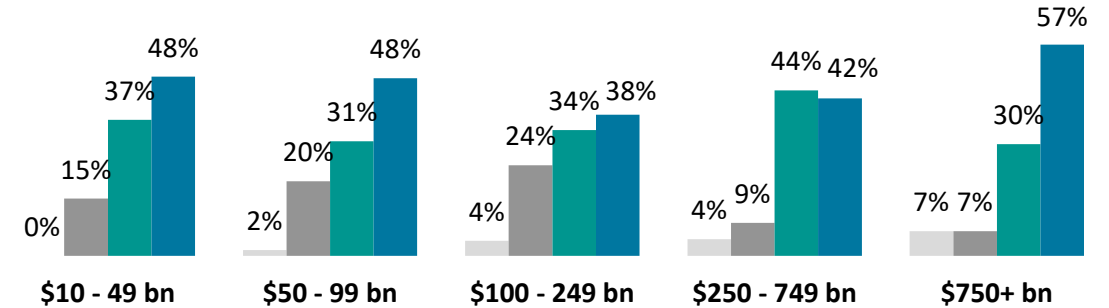
Top priority for ALM and liquidity risk management solutions in 2023



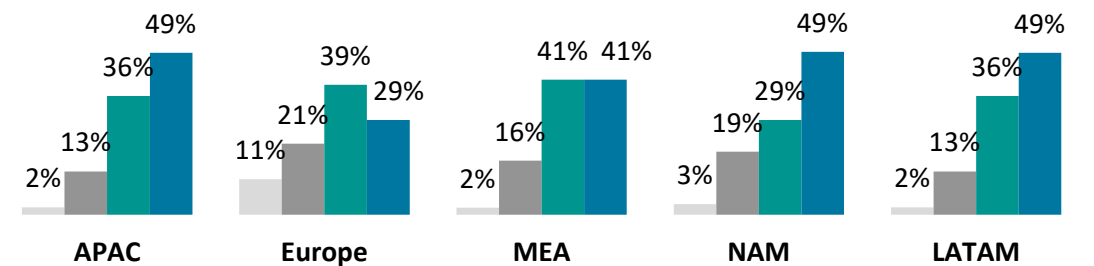
- Implementing next-generation ALM solutions
- Comprehensive enhancements to ALM functionalities
- Enhancing data quality and modeling capabilities
- Extending existing system to support additional business cases

80% of firms are considering serious improvements to their ALM function by modernizing their systems, including use of cloud, and/or implementing comprehensive process enhancements. While not every firm will realize these ambitions, this underscores a **need for technology and process transformation at many firms**

A majority of Tier 1 firms (\$750 bn or more in assets) emphasize their intention to implement next-generation ALM technology as early as 2023. Nearly half of Tier 3 and Tier 4 firms (\$50 – 249 bn in assets) are looking to install new systems as well, highlighting both the need for improvements at mid-market firms as well as their propensity to choose digitally-enabled, cloud-based systems



Appetite for installing modern ALM systems is high in North America and Asia Pacific; as well as in Latin America—underscoring the increased use of digital solutions and cloud in that region. European firms look first to enhancements to existing processes and technology, with less zeal for breaking ground with new systems



SHORT-TERM ALM ENHANCEMENT PRIORITIES

Forward-looking simulation and ALM alignment with other functions are the most-cited priorities for improvement

Nearly 60% of firms will seek to improve the ability of their ALM function to support forward-looking simulation capabilities for risk management and decision making

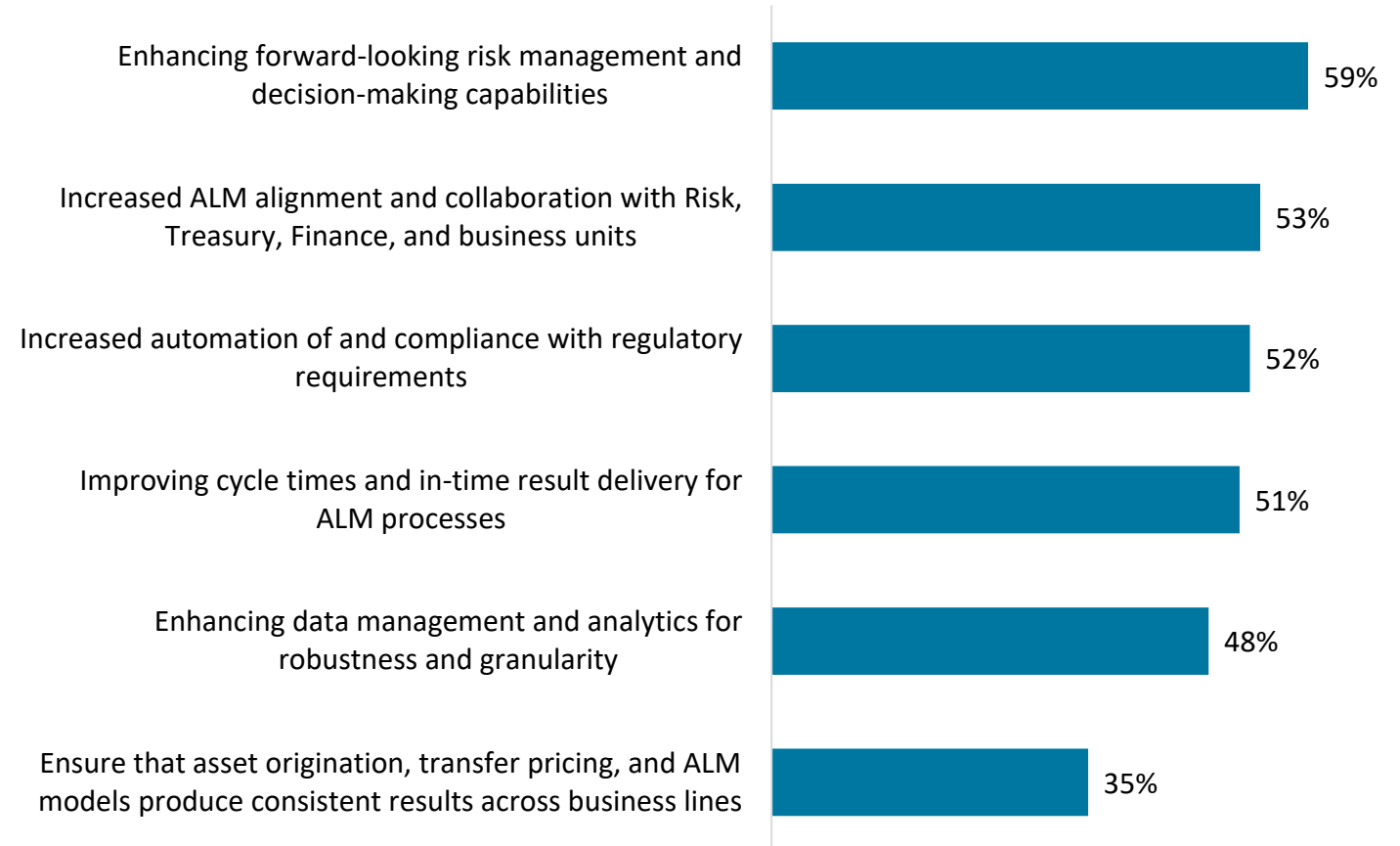
Increasing the alignment of ALM with the Risk, Treasury, and Finance functions—as well as business units—is also a priority item across firms

A majority of firms are also focused on increasing automation and efficiency in regulator-mandated risk management areas such as Pillar 2, as well as improving cycle times for ALM processes overall

Almost half of firms plan improvements in analysis granularity through enhanced data management

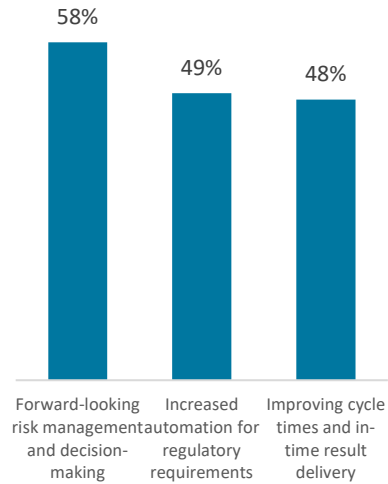
Funds transfer pricing is less of a focus, perhaps because of lighter regulation in this area. However, Turkey and France place a high priority on FTP, with 75% and 70% of firms respectively planning enhancements over the next two years

What features of your ALM processes will you seek to enhance in the next two years?



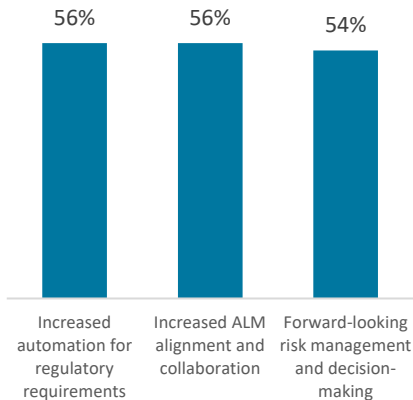
SHORT-TERM ALM ENHANCEMENTS: REGIONAL PRIORITIES

ASIA PACIFIC



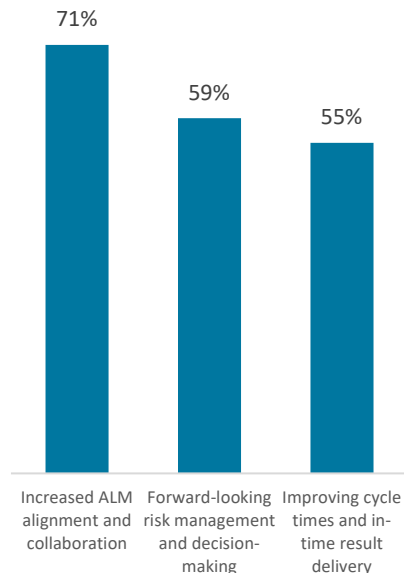
Forward-looking simulation, increasing regulatory compliance, and improving cycle times are enhancement priorities in Asia Pacific

EUROPE



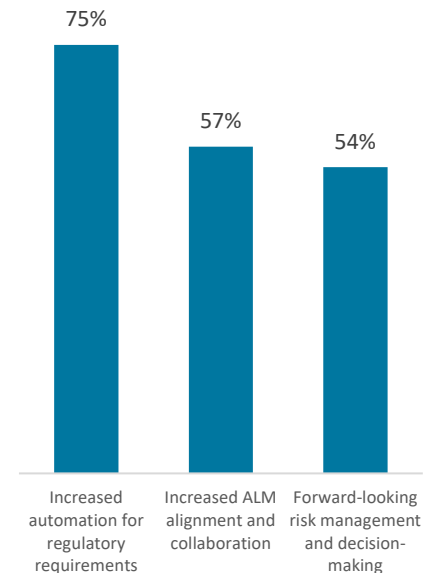
European firms are equally focused on enhancing regulatory compliance, ALM alignment and forward-looking risk capabilities

MIDDLE EAST/AFRICA



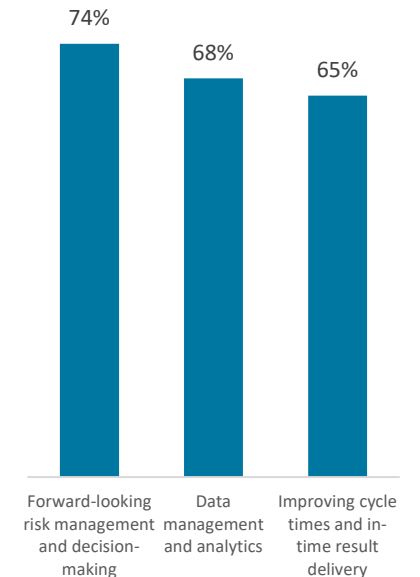
ALM alignment with other functions leads the list of planned enhancements in MEA. Forward-looking simulation and improving cycle times follow

NORTH AMERICA



North America is focused primarily on enhancing regulatory compliance. ALM alignment and forward-looking risk management capabilities are also priorities for a majority of firms

LATIN AMERICA



Firms in Latin America are seeking to improve forward-looking analytic capabilities, data analytics, and cycle times

THE FUTURE OF THE ALM FUNCTION

Most firms expect integrated balance sheet risk management, technology modernization, and intraday analysis within three years

75% of firms see integrated balance sheet risk management as the most reliable trend in ALM. Confidence in integrated balance sheet management is strong across all regions

In particular, 82% of firms in the Middle East and Africa strongly agree or agree with this forecast

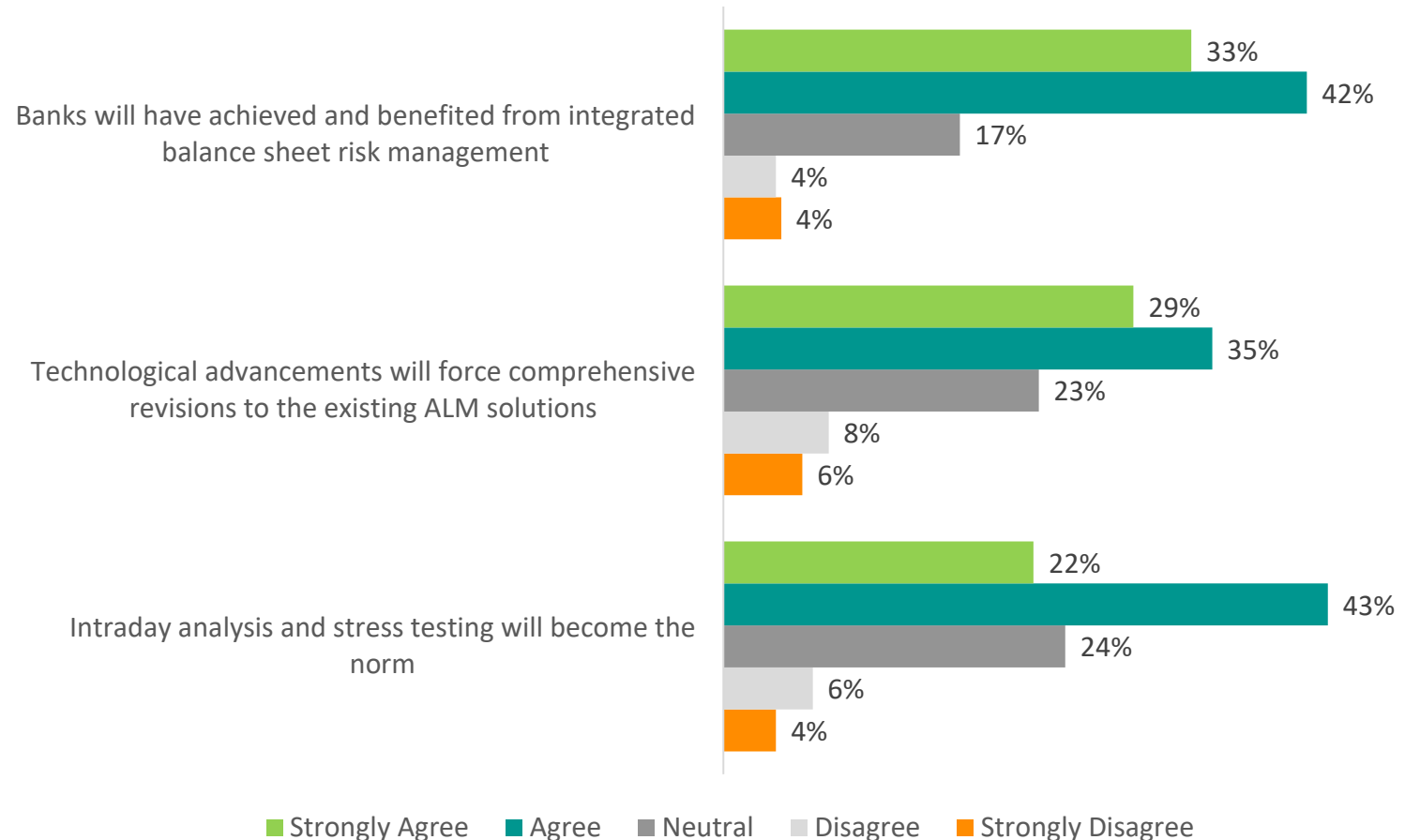
About two-thirds see technology as driving ALM transformation

MEA and Europe are the strongest proponents of digitizing the Risk back office

About two-thirds also think intraday analysis—even intraday stress testing—will be standard in three years


MEA and North America are the most confident about the widespread implementation of intraday analytic capabilities

What do you feel the next 3 years will bring to ALM processes?



6

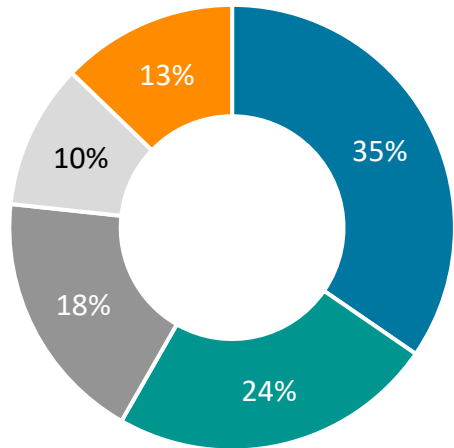
ABOUT THE SURVEY



ABOUT THE SURVEY

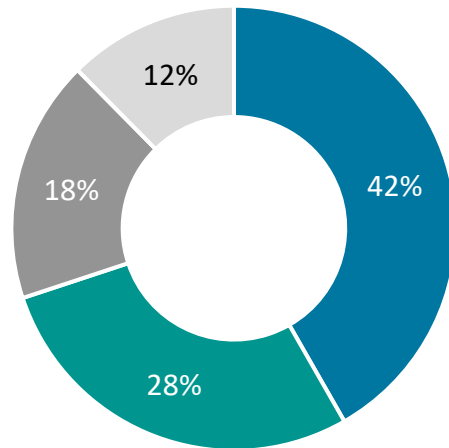
This survey on technology and analytics trends in asset liability management was designed by Celent and SAS Institute. The survey was fielded in 22 countries and regions globally in March 2023. A total of 266 Risk, Treasury, Finance, and IT professionals completed the survey. The distribution of survey respondents by location, type and size of institution, and respondent's role is shown below

Global region



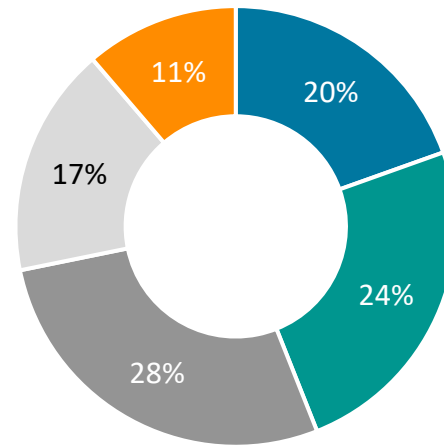
- Asia Pacific
- Europe
- Middle East and Africa
- North America
- Latin America

Institution type



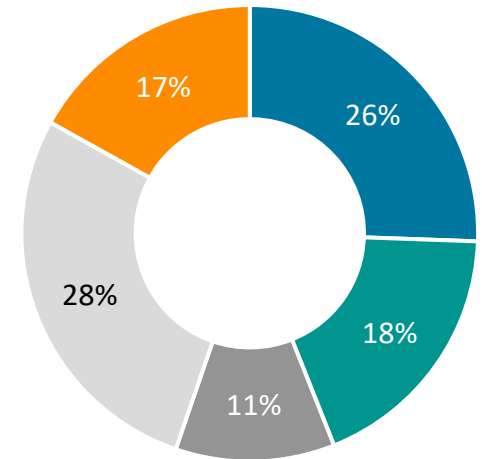
- Banks and Savings Institutions
- Investment Banks
- Universal Banks

Asset size



- \$10 - 49 billion
- \$50 - 99 billion
- \$100 - 249 billion
- \$250 - 749 billion

Area of responsibility



- ALM/Treasury
- Liquidity Risk / Treasury
- Risk Quantification
- Finance
- IT/Technology

Source: Celent/SAS Asset Liability Management Survey
N = 266

ABOUT SAS

SAS, ESTABLISHED IN 1976, IS A GLOBAL COMPANY PROVIDING BUSINESS ANALYTICS SOFTWARE AND SERVICES. THROUGH INNOVATIVE ANALYTICS AND ARTIFICIAL INTELLIGENCE (AI), SAS HELPS CUSTOMERS IN 150 COUNTRIES AND AT MORE THAN 80,800 SITES TO TRANSFORM DATA INTO INTELLIGENCE. FOR MORE INFORMATION, VISIT [WWW.SAS.COM](http://www.sas.com)



QUALIFICATIONS, ASSUMPTIONS, AND LIMITING CONDITIONS

This report was commissioned by SAS, which asked Celent to design and execute a study on its behalf. The analysis and conclusions are Celent's alone, and SAS had no editorial control over report contents.

This report is for the exclusive use of the CELENT client named herein. This report is not intended for general circulation or publication, nor is it to be reproduced, quoted, or distributed for any purpose without the prior written permission of CELENT. There are no third-party beneficiaries with respect to this report, and CELENT does not accept any liability to any third party.

Information furnished by others, upon which all or portions of this report are based, is believed to be reliable but has not been independently verified, unless otherwise expressly indicated. Public information and industry and statistical data are from sources we deem to be reliable; however, we make no representation as to the accuracy or completeness of such information. The findings contained in this report may contain predictions based on current data and historical trends. Any such predictions are subject to inherent risks and uncertainties. CELENT accepts no responsibility for actual results or future events.

The opinions expressed in this report are valid only for the purpose stated herein and as of the date of this report. No obligation is assumed to revise this report to reflect changes, events, or conditions, which occur subsequent to the date hereof.

All decisions in connection with the implementation or use of advice or recommendations contained in this report are the sole responsibility of the client. This report does not represent investment advice nor does it provide an opinion regarding the fairness of any transaction to any and all parties. In addition, this report does not represent legal, medical, accounting, safety, or other specialized advice. For any such advice, CELENT recommends seeking and obtaining advice from a qualified professional.

CELENT

A division of Oliver Wyman

113505_G261670.0623